

# SYMBOLS STARTER 1

Cut out all the cards and ensure that they are mixed up.

Give the pupils a few minutes to correctly pair up the cards.


Use the PDF file / document, to display the answers and to discuss each symbol.



## **TESTED EUROPEAN STANDARDS**

Tested for safety to European Safety Standards. This symbol means that the toy has been tested and passed as safe for children.


[www.technologystudent.com](http://www.technologystudent.com) © 2017



## **HANDLE WITH CARE**

This normally appears on packaging and reminds the customer that the product inside is fragile. BUT - remember, a fragile toy is a dangerous one.

[www.technologystudent.com](http://www.technologystudent.com) © 2017



## **THIS WAY UP**

This symbol is normally found on packaging. It states which way up the package and the product inside it should be stored.

[www.technologystudent.com](http://www.technologystudent.com) © 2017

# SYMBOLS STARTER 1

Cut out all the cards and ensure that they are mixed up.

Give the pupils a few minutes to correctly pair up the cards.


Use the PDF file / document, to display the answers and to discuss each symbol.



## RECYCLING

This means the materials used to manufacture the toy or its packaging is from recycled materials or they can be recycled themselves

[www.technologystudent.com](http://www.technologystudent.com) © 2017



## LION MARK

When the Lion mark is displayed on a product, it means that the manufacturer/retailer has agreed to the 'British Toy and Hobby Associations' Code of practice and a promise to conform to all relevant safety regulations.

[www.technologystudent.com](http://www.technologystudent.com) © 2017



## TESTED BRITISH STANDARDS

Tested for safety to British Safety Standards. This symbol means that the product has been tested and passed as safe by the British Standards Institute.

[www.technologystudent.com](http://www.technologystudent.com) © 2017

# SYMBOLS STARTER 1

Cut out all the cards and ensure that they are mixed up.

Give the pupils a few minutes to correctly pair up the cards.


Use the PDF file / document, to display the answers and to discuss each symbol.



## **AGE LIMIT / RANGE**

Usually appears on packaging and reminds parents that their child should not use the toy if they are three years old or younger.

[www.technologystudent.com](http://www.technologystudent.com) © 2017



## **INFORMATION**

The symbol opposite is placed above important information, usually on the packaging. It may be next to information that explains how the product should be used.

[www.technologystudent.com](http://www.technologystudent.com) © 2017



## **KEEP OUT OF REACH**

This symbol reminds adults, to store the product out of reach of children. Often on the packaging of products, that could cause harm to a young child.

[www.technologystudent.com](http://www.technologystudent.com) © 2017