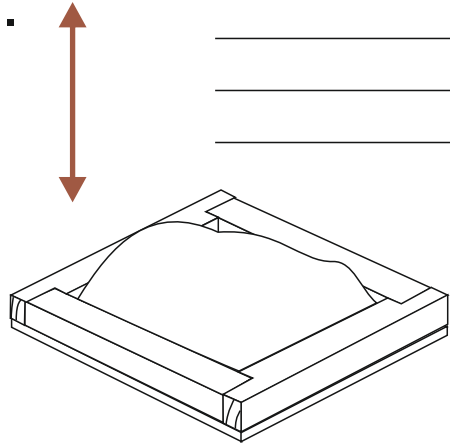


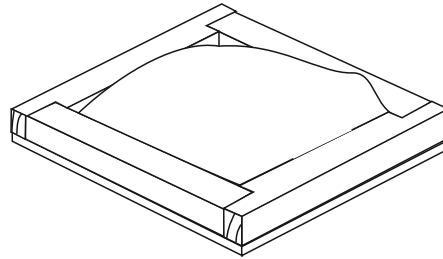
Complete the Pewter Casting sequence drawing, by adding the missing parts, notes and colour / shade.

PEWTER CASTING SEQUENCE DRAWING

1. _____

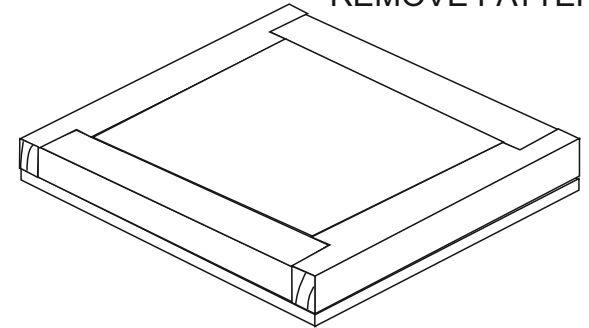


2. _____

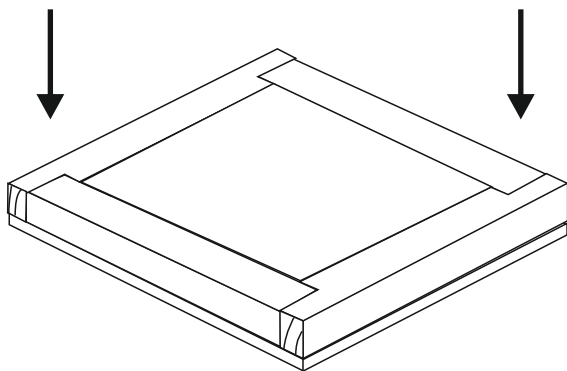


3. _____

POSITION
PATTERN IN SAND.
ENSURE SAND IS
LEVEL AND
REMOVE PATTERN



4. _____



5. _____

MOLTEN PEWTER

LADLE

MOULD

SAND

CONTAINER

HEAT UP PEWTER ON
BRAZING HEARTH -
POUR INTO MOULD

HELPFUL LINK: <https://technologystudent.com/equip1/equipex1.htm>