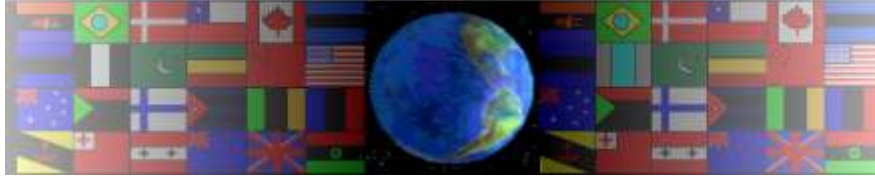


LASER CUTTERS

V.Ryan © 2000 - 2009

On behalf of The World Association of Technology Teachers

W.A.T.T.



World Association of Technology Teachers

This exercise can be printed and used by teachers and students. It is recommended that you view the website (www.technologystudent.com) before attempting the design sheet .

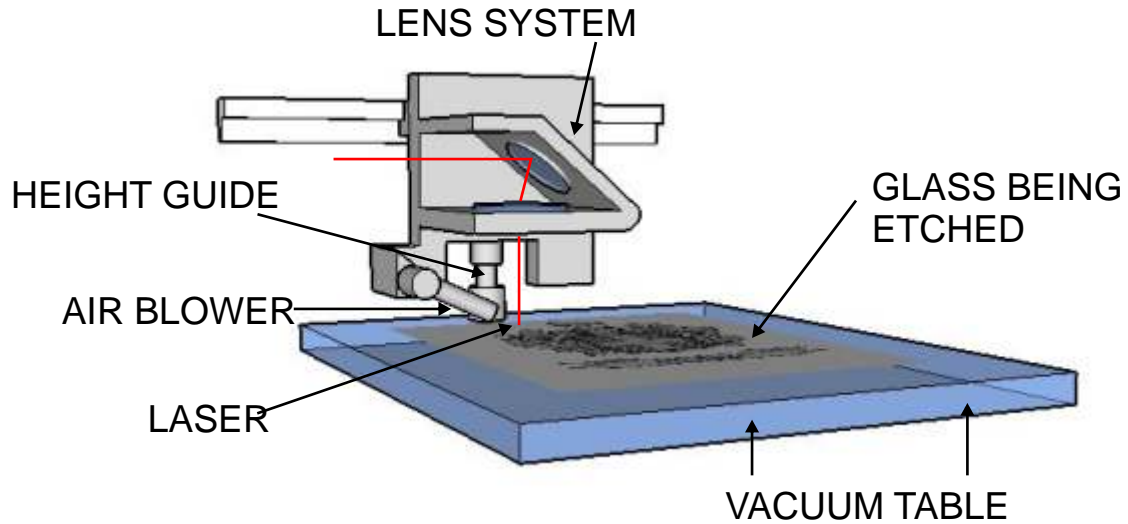
THESE MATERIALS CAN BE PRINTED AND USED BY TEACHERS AND STUDENTS.
THEY MUST NOT BE EDITED IN ANY WAY OR PLACED ON ANY OTHER MEDIA INCLUDING WEB SITES AND INTRANETS.
NOT FOR COMMERCIAL USE.
THIS WORK IS PROTECTED BY COPYRIGHT LAW.
IT IS ILLEGAL TO DISPLAY THIS WORK ON ANY WEBSITE/MEDIA STORAGE OTHER THAN www.technologystudent.com

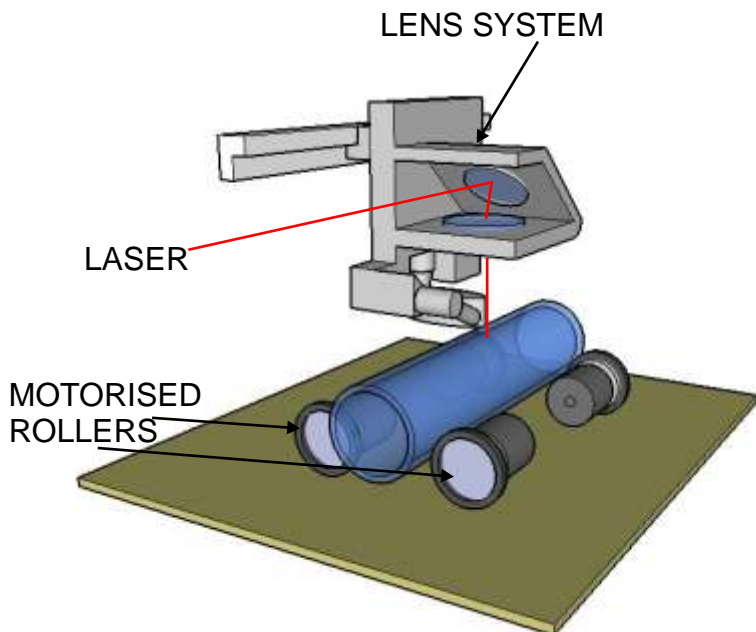
LASER CUTTERS

V.Ryan © 2009 World Association of Technology Teachers

1. Describe the type of products that can be manufactured / machined by a laser cutter.

2. A diagram of the lens system of a typical laser cutter is shown below. Explain how the laser is accurately directed at the material and how it removes / shapes material. Reference to the diagram, may help you answer this question.





3. A circular or curved product can be 'etched' using a laser cutter and the extra equipment shown opposite. Describe this technique.

4. List one advantage of a **laser cutter** over a CNC router.

5. List two advantages of a **router** over a laser cutter.
