

# DRAWING EQUIPMENT TEST

V.Ryan © 2000 - 2008

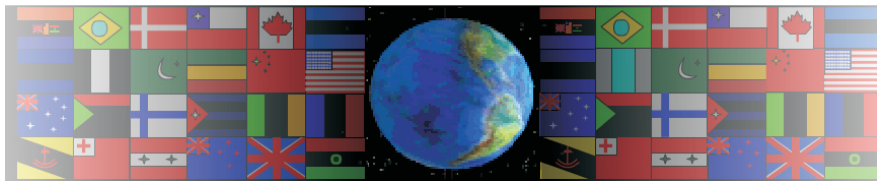
On behalf of The World Association of Technology Teachers

PUPIL NAME: \_\_\_\_\_

FORM: \_\_\_\_\_

DATE: \_\_\_\_\_

## W.A.T.T.



World Association of Technology Teachers

Before attempting this test revise by using the website ([www.technologystudent.com](http://www.technologystudent.com)) .

PROVIDED BY THE WORLD ASSOCIATION OF TECHNOLOGY  
TEACHERS

MATERIALS CAN BE PRINTED AND USED BY TEACHERS AND  
STUDENTS.

THEY MUST NOT BE EDITED IN ANY WAY OR PLACED ON ANY OTHER  
MEDIA INCLUDED WEB SITES AND INTRANETS.  
NOT FOR COMMERCIAL USE.

# BASIC DRAWING / OFFICE EQUIPMENT

V.Ryan © 2008 World Association of Technology Teachers

The equipment seen below is used when attempting graphics work. Name each piece of equipment and explain how it is used. Three pieces have already been named.



NAME \_\_\_\_\_

DESCRIPTION \_\_\_\_\_

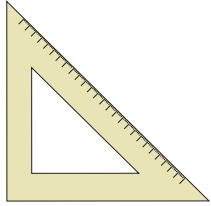
\_\_\_\_\_  
\_\_\_\_\_



NAME \_\_\_\_\_

DESCRIPTION \_\_\_\_\_

\_\_\_\_\_  
\_\_\_\_\_



NAME \_\_\_\_\_

DESCRIPTION \_\_\_\_\_

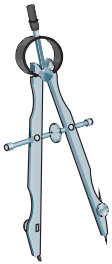
\_\_\_\_\_  
\_\_\_\_\_



NAME \_\_\_\_\_

DESCRIPTION \_\_\_\_\_

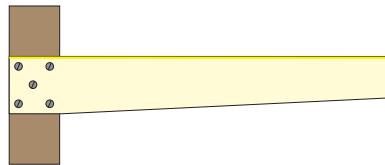
\_\_\_\_\_  
\_\_\_\_\_



NAME \_\_\_\_\_

DESCRIPTION \_\_\_\_\_

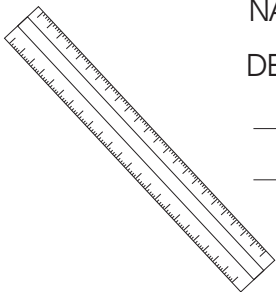
\_\_\_\_\_  
\_\_\_\_\_



NAME \_\_\_\_\_

DESCRIPTION \_\_\_\_\_

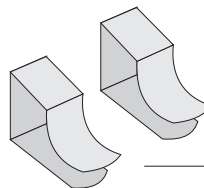
\_\_\_\_\_  
\_\_\_\_\_



NAME \_\_\_\_\_

DESCRIPTION \_\_\_\_\_

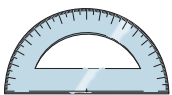
\_\_\_\_\_  
\_\_\_\_\_



NAME \_\_\_\_\_

DESCRIPTION \_\_\_\_\_


\_\_\_\_\_  
\_\_\_\_\_



NAME \_\_\_\_\_

DESCRIPTION \_\_\_\_\_

\_\_\_\_\_  
\_\_\_\_\_



NAME \_\_\_\_\_

DESCRIPTION \_\_\_\_\_

\_\_\_\_\_  
\_\_\_\_\_



NAME \_\_\_\_\_


DESCRIPTION \_\_\_\_\_

\_\_\_\_\_  
\_\_\_\_\_

# BASIC DRAWING / OFFICE EQUIPMENT

V.Ryan © 2008 World Association of Technology Teachers

The equipment seen below is used when attempting graphics work. Name each piece of equipment and explain how it is used. Three pieces have already been named.




NAME FINE INK PEN

DESCRIPTION \_\_\_\_\_

\_\_\_\_\_

\_\_\_\_\_



NAME FINE REFILLABLE PENCIL

DESCRIPTION \_\_\_\_\_

\_\_\_\_\_

\_\_\_\_\_




NAME INK PEN / FOUNTAIN PEN

DESCRIPTION \_\_\_\_\_

\_\_\_\_\_

\_\_\_\_\_



NAME \_\_\_\_\_

DESCRIPTION \_\_\_\_\_

\_\_\_\_\_

\_\_\_\_\_

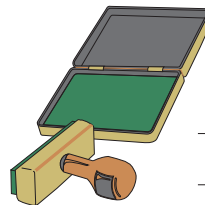


NAME \_\_\_\_\_

DESCRIPTION \_\_\_\_\_

\_\_\_\_\_

\_\_\_\_\_

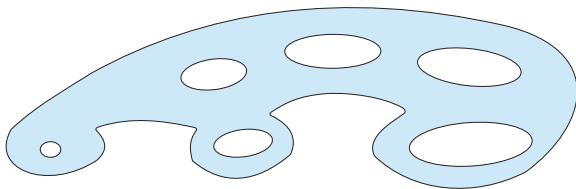


NAME \_\_\_\_\_

DESCRIPTION \_\_\_\_\_

\_\_\_\_\_

\_\_\_\_\_

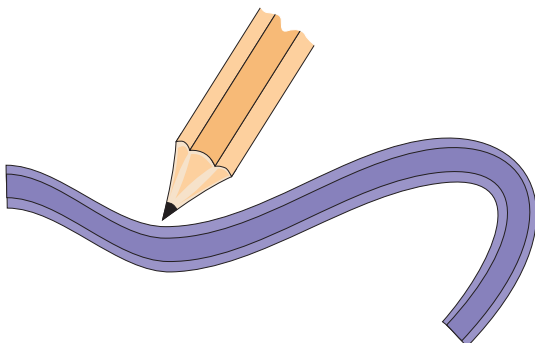


NAME \_\_\_\_\_

DESCRIPTION \_\_\_\_\_

\_\_\_\_\_

\_\_\_\_\_



NAME \_\_\_\_\_

DESCRIPTION \_\_\_\_\_

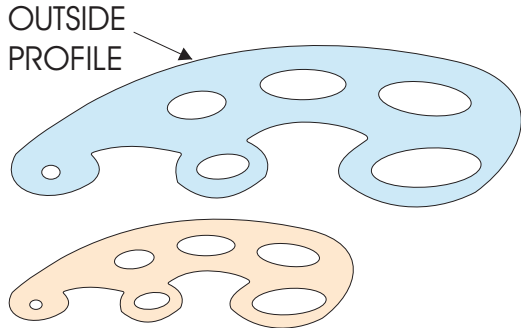
\_\_\_\_\_

\_\_\_\_\_

# BASIC DRAWING / OFFICE EQUIPMENT

V.Ryan © 2008 World Association of Technology Teachers

The equipment seen below is used when attempting graphics work. Name each piece of equipment and explain how it is used. Three pieces have already been named.



NAME \_\_\_\_\_

DESCRIPTION \_\_\_\_\_

\_\_\_\_\_

\_\_\_\_\_

NAME \_\_\_\_\_

DESCRIPTION \_\_\_\_\_

\_\_\_\_\_

\_\_\_\_\_

NAME \_\_\_\_\_

DESCRIPTION \_\_\_\_\_

\_\_\_\_\_

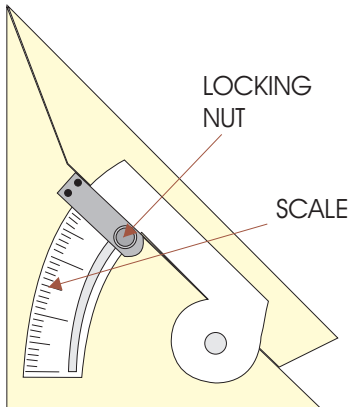
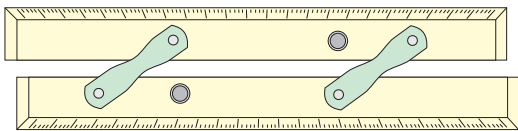
\_\_\_\_\_

NAME \_\_\_\_\_

DESCRIPTION \_\_\_\_\_

\_\_\_\_\_

\_\_\_\_\_

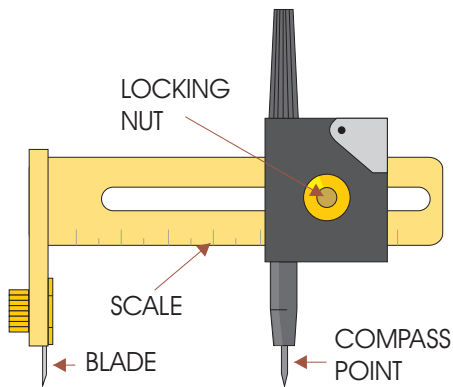


NAME \_\_\_\_\_

DESCRIPTION \_\_\_\_\_

\_\_\_\_\_

\_\_\_\_\_



NAME \_\_\_\_\_

DESCRIPTION \_\_\_\_\_

\_\_\_\_\_

\_\_\_\_\_