

# SYMBOLS - ELECTRONICS

V.Ryan © 2000 - 2008

On behalf of The World Association of Technology Teachers

## W.A.T.T.



World Association of Technology Teachers

This exercise can be printed and used by teachers and students. It is recommended that you view the website ([www.technologystudent.com](http://www.technologystudent.com)) before attempting the design sheet .


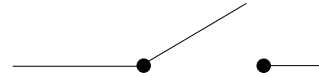
THESE MATERIALS CAN BE PRINTED AND USED BY TEACHERS AND STUDENTS.  
THEY MUST NOT BE EDITED IN ANY WAY OR PLACED ON ANY OTHER MEDIA INCLUDING WEB SITES AND INTRANETS.  
NOT FOR COMMERCIAL USE.  
THIS WORK IS PROTECTED BY COPYRIGHT LAW.  
IT IS ILLEGAL TO DISPLAY THIS WORK ON ANY WEBSITE/MEDIA STORAGE OTHER THAN [www.technologystudent.com](http://www.technologystudent.com)

# ELECTRONIC COMPONENTS AND SYMBOLS

V.Ryan © 2009 World Association of Technology Teachers

Many of the components used in electronics are shown below. Either - name the component or draw its symbol / symbols.

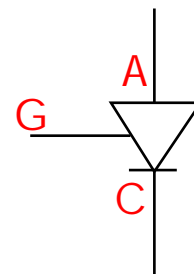
SLIDE SWITCH



PUSH SWITCH



RELAY



V.Ryan © 2009 World Association of Technology Teachers

BATTERY /  
POWER RAILS

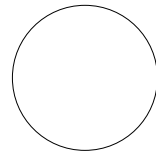


CELLS

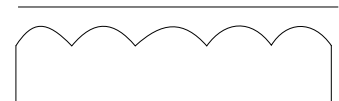
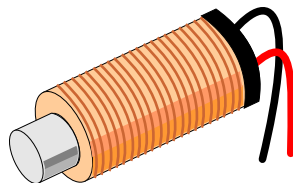
POWER RAILS



DIODE



MOTOR



ELECTROLYTIC  
CAPACITOR



NON-ELECTROLYTIC  
CAPACITOR




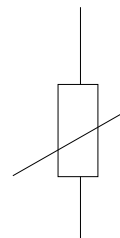
PRESET  
RESISTOR



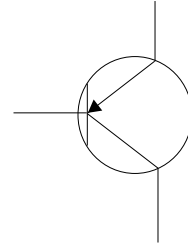
LDR /  
LIGHT DEPENDENT  
RESISTOR



RESISTOR



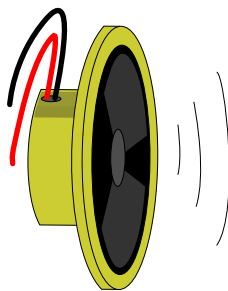

NPN TRANSISTOR



MICROPHONE



BUZZER



IC  
INTEGRATED  
CIRCUIT

