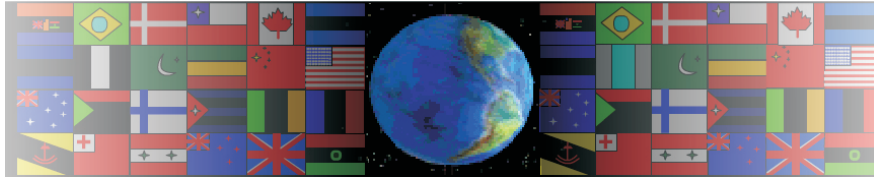


MATERIALS

V.Ryan © 2000 - 2008

On behalf of The World Association of Technology Teachers

W.A.T.T.



World Association of Technology Teachers

The 'Materials Exercise' can be printed and used by teachers and students. It is recommended that you view the website section 'Graphics' (www.technologystudent.com) before attempting the design sheet.

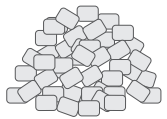
THESE MATERIALS CAN BE PRINTED AND USED BY TEACHERS AND STUDENTS.
THEY MUST NOT BE EDITED IN ANY WAY OR PLACED ON ANY OTHER MEDIA INCLUDING WEB SITES AND INTRANETS.
NOT FOR COMMERCIAL USE.
THIS WORK IS PROTECTED BY COPYRIGHT LAW.
IT IS ILLEGAL TO DISPLAY THIS WORK ON ANY WEBSITE/MEDIA STORAGE OTHER THAN www.technologystudent.com

SMART MATERIALS - POLYMORPH

V.Ryan © 2008 World Association of Technology Teachers


Polymorph is a thermoplastic material that can be shaped and reshaped any number of times. Below are diagrams representing the stages involved in moulding the material. Add notes below each stage to help explain each process.

1.




POLYMORPH GRANULES

2.



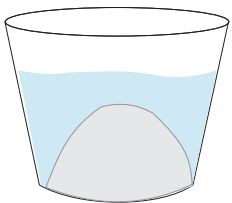
ADD HOT WATER

3.




GRANULES SLOWLY JOIN TOGETHER

4.



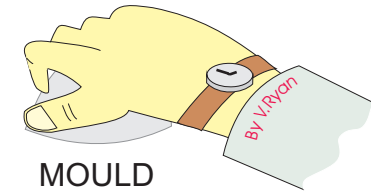
MASS OF POLYMORPH

5.



REMOVE POLYMORPH

6.



MOULD POLYMORPH GRANULES
