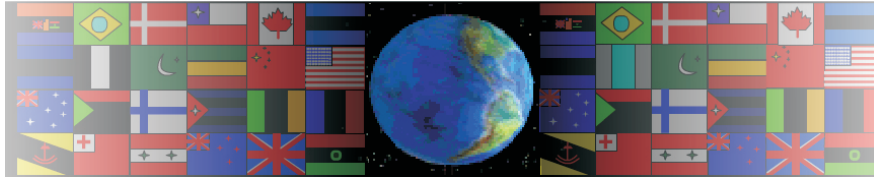


MATERIALS

V.Ryan © 2000 - 2008

On behalf of The World Association of Technology Teachers

W.A.T.T.



World Association of Technology Teachers

The 'Materials Exercise' can be printed and used by teachers and students. It is recommended that you view the website section 'Graphics' (www.technologystudent.com) before attempting the design sheet.

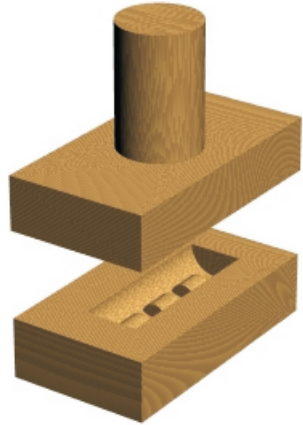
THESE MATERIALS CAN BE PRINTED AND USED BY TEACHERS AND STUDENTS.
THEY MUST NOT BE EDITED IN ANY WAY OR PLACED ON ANY OTHER MEDIA INCLUDING WEB SITES AND INTRANETS.
NOT FOR COMMERCIAL USE.
THIS WORK IS PROTECTED BY COPYRIGHT LAW.
IT IS ILLEGAL TO DISPLAY THIS WORK ON ANY WEBSITE/MEDIA STORAGE OTHER THAN www.technologystudent.com

SMART MATERIALS - POLYMORPH

V.Ryan © 2008 World Association of Technology Teachers

Below are a set of incomplete diagrams representing the way polymorph can be shaped using a mould to form a screwdriver handle. Add diagrams to stage 2,3,4 and 5. Include explanatory notes underneath each stage.

1.



PREPARE MOULD ON
CNC MACHINE


2.

3.

4.

5.

6.



ADD SCREWDRIVER BLADE
FOR REALISM
