

EXAMINATION PREPARATION

V.Ryan © 2000 - 2009

On behalf of The World Association of Technology Teachers

W.A.T.T.



World Association of Technology Teachers


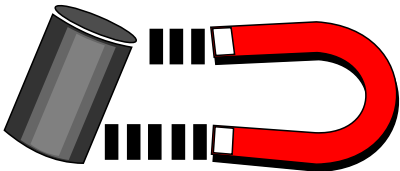
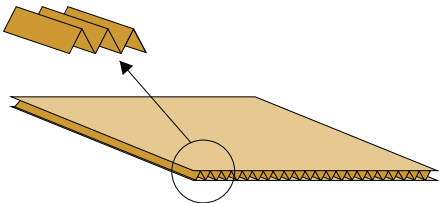


This exercise can be printed and used by teachers and students. It is recommended that you view the website (www.technologystudent.com) before attempting the design sheet .

THESE MATERIALS CAN BE PRINTED AND USED BY TEACHERS AND STUDENTS.
THEY MUST NOT BE EDITED IN ANY WAY OR PLACED ON ANY OTHER MEDIA INCLUDING WEB SITES AND INTRANETS.
NOT FOR COMMERCIAL USE.
THIS WORK IS PROTECTED BY COPYRIGHT LAW.
IT IS ILLEGAL TO DISPLAY THIS WORK ON ANY WEBSITE/MEDIA STORAGE OTHER THAN www.technologystudent.com

RECYCLING

V.Ryan © 2009 World Association of Technology Teachers

Look closely at the symbols/pictures in column 1 below. In column 2 name the material the symbol/picture represents. In column 3 name a product manufactured from the material named in column 2 and state if it can be recycled. The first part of the question has been completed for you.

1. PRODUCT	2. MATERIAL	3. EXAMPLE PRODUCT
 HDPE	HIGH DENSITY POLYETHYLENE	PRODUCT: PLASTIC TOYS CAN BE RECYCLED
 RECYCLABLE _____		
		
		
 OTHER		

Why is recycling important? _____
