


# RAISING MONEY FOR CHARITY

V.Ryan © 2000 - 2010

On behalf of The World Association of Technology Teachers

## W.A.T.T.



World Association of Technology Teachers

This exercise can be printed and used by teachers and students. It is recommended that you view the website ([www.technologystudent.com](http://www.technologystudent.com)) before attempting the design sheet .

THESE MATERIALS CAN BE PRINTED AND USED BY TEACHERS AND STUDENTS.  
THEY MUST NOT BE EDITED IN ANY WAY OR PLACED ON ANY OTHER MEDIA INCLUDING WEB SITES AND INTRANETS.  
NOT FOR COMMERCIAL USE.  
THIS WORK IS PROTECTED BY COPYRIGHT LAW.  
IT IS ILLEGAL TO DISPLAY THIS WORK ON ANY WEBSITE/MEDIA STORAGE OTHER THAN [www.technologystudent.com](http://www.technologystudent.com)

# RAISING MONEY FOR CHARITY

V.Ryan © 2010 World Association of Technology Teachers



What is a charity?

---

---

What is a charitable person?

---

---

Name as many charities as you can.

1.

2.

3.

4.

---

---

---

---

Choose one of the charities that you named above and explain the work it does.

---

---

---

How do charities raise money for their good deeds?

---

---

---

---

Imagine that you have been asked to raise money for a charity that deals with underprivileged and orphaned children. List ways in which you could raise money in school.

---

---

---

---

How would you raise money outside school?

---


---

---

What type of person never gives money to charity?

---

---



This is Jeff. He does not understand why it is important to donate money to charity. He spends his spare money on drink and having parties. He has no feelings for anyone other than himself.

Imagine that you have just knocked on his house door. You are to persuade him to donate money to a charity that collects for underprivileged and orphaned children.

In the space below explain how you would persuade Jeff to donate to the charity. What would you say to him?


---

---

---

---

Below is an example logo / symbol designed to encourage people to donate money to charity. Draw a rough design of your own in the empty box opposite.



Draw your design carefully in the space opposite. Use colour and shade to improve the overall presentation.