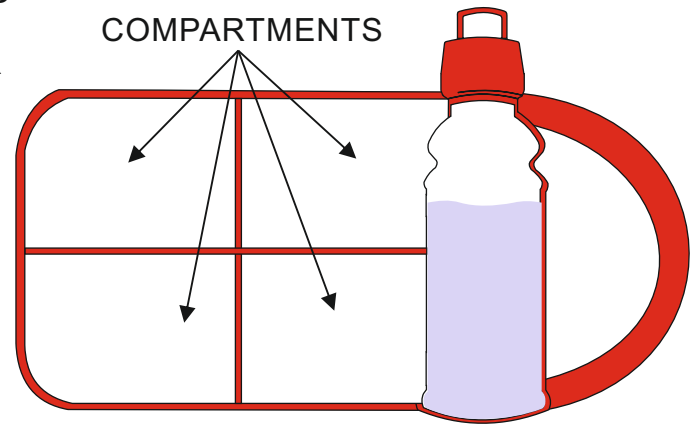



TYPICAL FOOD CARRIER

WORLD ASSOCIATION OF TECHNOLOGY TEACHERS

<https://www.facebook.com/groups/254963448192823/>

www.technologystudent.com © 2017 V.Ryan © 2017



PERSONALISED FRONT/LID

WORLD ASSOCIATION OF TECHNOLOGY TEACHERS

<https://www.facebook.com/groups/254963448192823/>

www.technologystudent.com © 2017 V.Ryan © 2017

Analyse the food carrier shown above, using the following headings;

MATERIALS: _____

HANDLE: _____



CHILD FRIENDLYNESS: _____

MAIN MANUFACTURING PROCESS: _____

INTERNAL DIVIDES: _____

The symbols below have been 'pressed' into the casing. What do they mean / promote?





Do you like the product? Explain your answer.

