

CLICK ON THE SMALL CIRCLES FOR LINKS TO USEFUL INFORMATION.

# THE HACKSAW AND JUNIOR HACKSAW

WORLD ASSOCIATION OF TECHNOLOGY TEACHERS <https://www.facebook.com/groups/254963448192823/> [www.technologystudent.com](http://www.technologystudent.com) © 2021 V.Ryan © 2021

2. Why are hacksaws adjustable (sometimes hacksaws are referred to as adjustable hacksaws)? Name the two standard sizes of blade.

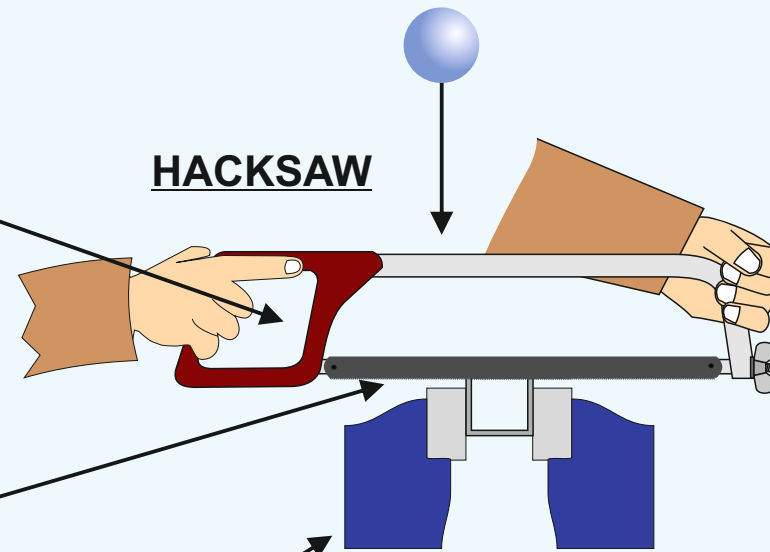
3. What is the meaning of TPI? Include a diagram / sketch to support your answer.

4. Draw a labelled diagram of a hacksaw.

5. Describe how a hacksaw is used. Include reference to the choice of blade and use of tools such as a scribe, try square and hand file.

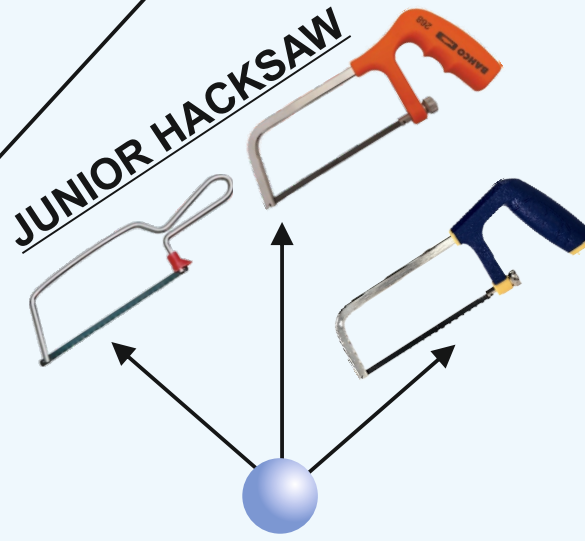


1. What type of materials are cut to size / shape using a hacksaw?

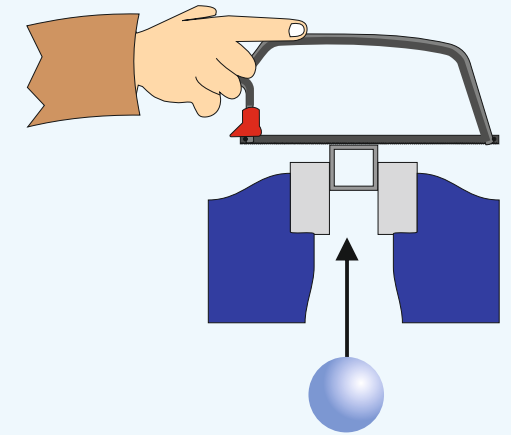


## JUNIOR HACKSAW

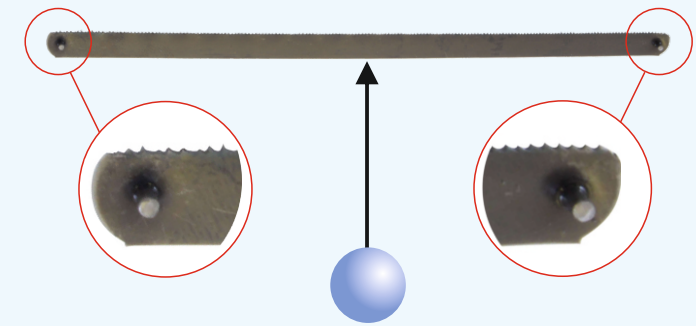
6. When is a junior hacksaw used in preference to a full size hacksaw?



## JUNIOR HACKSAW



8. With the aid of a sketch / sketches, explain how a junior hacksaw is used.



7. Describe how you would change the blade of a junior hacksaw? You can include a sketch.

## EXTENSION WORK

Describe the use of a Power Hacksaw. Include images / drawings.