


DESK TOP ORGANISATION

V.Ryan © 2000 - 2009

On behalf of The World Association of Technology Teachers

W.A.T.T.



World Association of Technology Teachers

This exercise can be printed and used by teachers and students. It is recommended that you view the website (www.technologystudent.com) before attempting the design sheet .

THESE MATERIALS CAN BE PRINTED AND USED BY TEACHERS AND STUDENTS.
THEY MUST NOT BE EDITED IN ANY WAY OR PLACED ON ANY OTHER MEDIA INCLUDING WEB SITES AND INTRANETS.
NOT FOR COMMERCIAL USE.
THIS WORK IS PROTECTED BY COPYRIGHT LAW.
IT IS ILLEGAL TO DISPLAY THIS WORK ON ANY WEBSITE/MEDIA STORAGE OTHER THAN www.technologystudent.com

EXAMINATION QUESTION

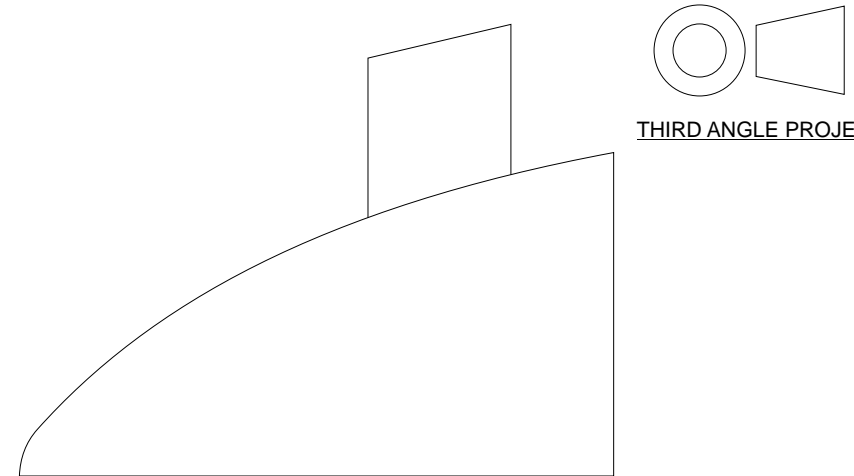
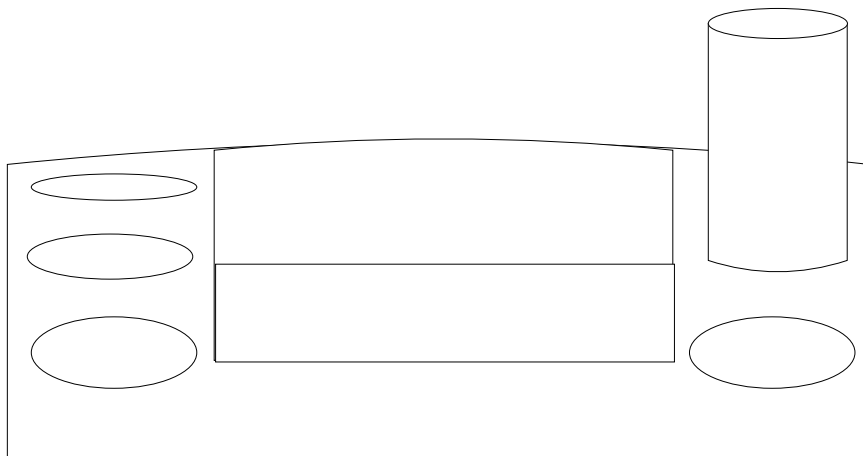
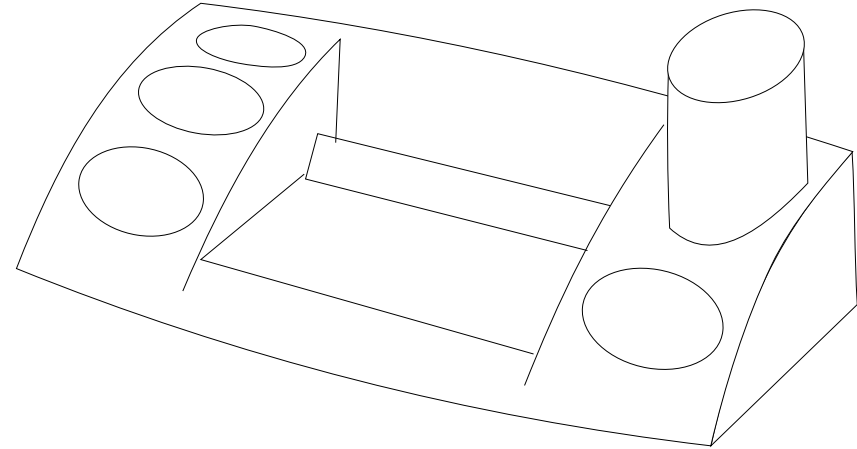
The photograph (DIA 1) shows a desk organiser made from high density polystyrene. DIA 2 shows a roll of Sellotape. A survey has shown that potential clients feel that a Sellotape holder and cutter should be added to update the organiser. On both the three dimensional drawing AND the orthographic drawings add a design for the Sellotape holder and its cutter. marks will be awarded for accuracy of drawing and the use of colour and shade.



DIA 1

DIA 2

THREE DIMENSIONAL DRAWING



THIRD ANGLE PROJECTION