

LESSON STARTER - INPUTS AND OUTPUTS

V.Ryan © 2000 - 2010

On behalf of The World Association of Technology Teachers

W.A.T.T.



World Association of Technology Teachers

This exercise can be printed and used by teachers and students. It is recommended that you view the website (www.technologystudent.com) before attempting the design sheet .

THESE MATERIALS CAN BE PRINTED AND USED BY TEACHERS AND STUDENTS.
THEY MUST NOT BE EDITED IN ANY WAY OR PLACED ON ANY OTHER MEDIA INCLUDING WEB SITES AND INTRANETS.
NOT FOR COMMERCIAL USE.
THIS WORK IS PROTECTED BY COPYRIGHT LAW.
IT IS ILLEGAL TO DISPLAY THIS WORK ON ANY WEBSITE/MEDIA STORAGE OTHER THAN www.technologystudent.com

Look at the components on the information sheets. Select five INPUTS and five OUTPUTS and draw them in the correct space below. Include a drawing of each component, each symbol and a label/title.

INPUTS

DRAWING

SYMBOL

OUTPUTS

DRAWING

SYMBOL

V.Ryan © 2010 World Association of Technology Teachers

NAME: _____

INPUTS / OUTPUTS

DATE: _____

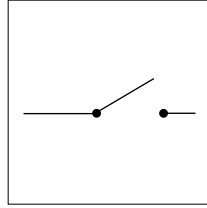
Look at the components on the information sheets. Select five INPUTS and five OUTPUTS and draw them in the correct space below. Include a drawing of each component, each symbol and a label/title.

INPUTS

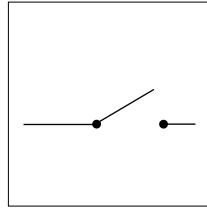
DRAWING

SYMBOL

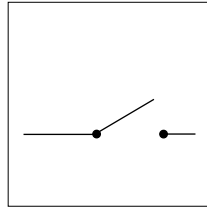
SLIDE SWITCH



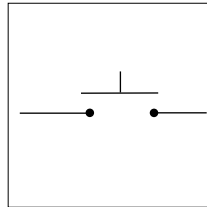
MICRO SWITCH



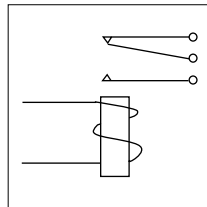
TOGGLE SWITCH



PUSH SWITCH



RELAY

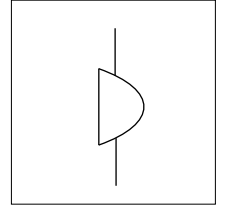



OUTPUTS

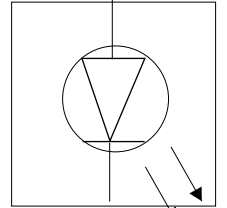
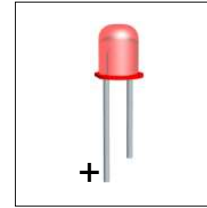
DRAWING

SYMBOL

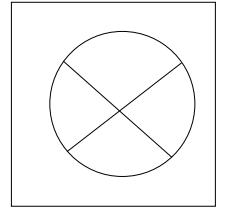
BUZZER



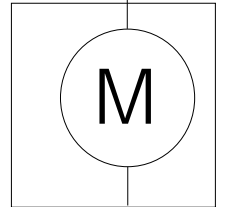
LED



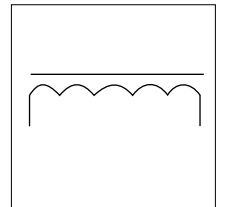
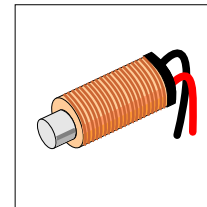
BULB



MOTOR



SOLENOID



NAME:

INPUTS / OUTPUTS

DATE: