


EQUIPMENT AND TOOLS

V.Ryan © 2000 - 2011

On behalf of The World Association of Technology Teachers

W.A.T.T.



World Association of Technology Teachers

This exercise can be printed and used by teachers and students. It is recommended that you view the website (www.technologystudent.com) before attempting the design sheet .

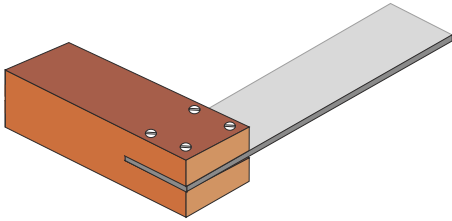
THESE MATERIALS CAN BE PRINTED AND USED BY TEACHERS AND STUDENTS.
THEY MUST NOT BE EDITED IN ANY WAY OR PLACED ON ANY OTHER MEDIA INCLUDING WEB SITES AND INTRANETS.
NOT FOR COMMERCIAL USE.
THIS WORK IS PROTECTED BY COPYRIGHT LAW.
IT IS ILLEGAL TO DISPLAY THIS WORK ON ANY WEBSITE/MEDIA STORAGE OTHER THAN www.technologystudent.com

EQUIPMENT AND TOOLS

V.Ryan © 2011 World Association of Technology Teachers

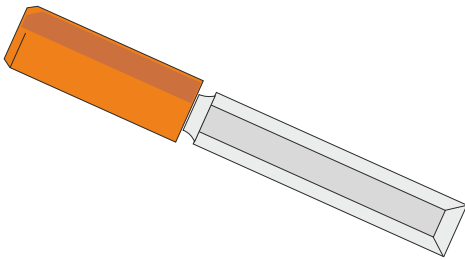
Name each of the tools / equipment shown below.

Describe a typical use of each.



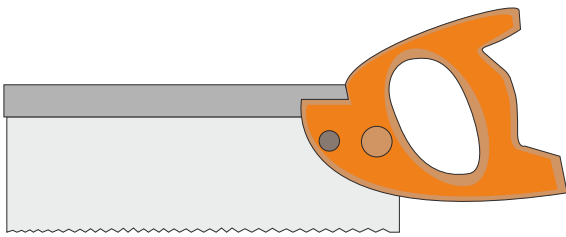
NAME: _____

TYPICAL USE: _____



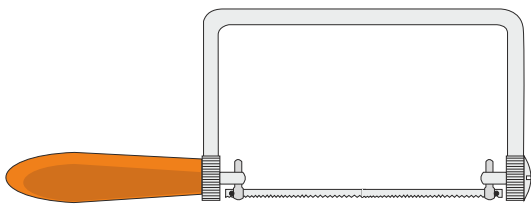
NAME: _____

TYPICAL USE: _____



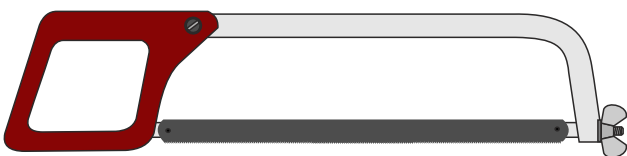
NAME: _____

TYPICAL USE: _____



NAME: _____

TYPICAL USE: _____



NAME: _____

TYPICAL USE: _____

