


# DEVELOPING A DESIGN FOR A MACKINTOSH STYLE ROSE

V.Ryan © 2000 - 2012

On behalf of The World Association of Technology Teachers

## W.A.T.T.



World Association of Technology Teachers

This exercise can be printed and used by teachers and students. It is recommended that you view the website ([www.technologystudent.com](http://www.technologystudent.com)) before attempting the design sheet .

THESE MATERIALS CAN BE PRINTED AND USED BY TEACHERS AND STUDENTS.  
THEY MUST NOT BE EDITED IN ANY WAY OR PLACED ON ANY OTHER MEDIA INCLUDING WEB SITES AND INTRANETS.  
NOT FOR COMMERCIAL USE.  
THIS WORK IS PROTECTED BY COPYRIGHT LAW.  
IT IS ILLEGAL TO DISPLAY THIS WORK ON ANY WEBSITE/MEDIA STORAGE OTHER THAN [www.technologystudent.com](http://www.technologystudent.com)

# DEVELOPING A DESIGN FOR A MACKINTOSH STYLE ROSE


V.Ryan © 2012 World Association of Technology Teachers

Study the two roses below. They have been 'developed' to form a simple 'Mackintosh' rose, suitable for inclusion on a piece of furniture, such as a storage box.


ORIGINAL



SIMPLE DRAWING



STYLED IN CHARACTER WITH MACKINTOSH ROSES



Using the outline of the rose shown below, develop your own 'Mackintosh' rose.

