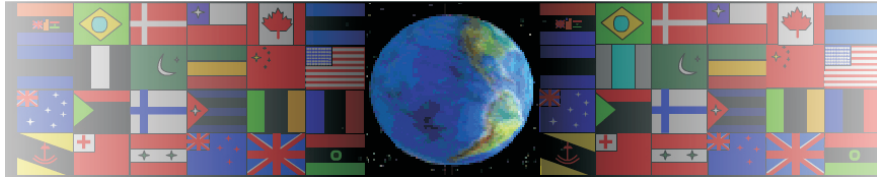


ECO-FRIENDLY SYMBOLS

V.Ryan © 2000 - 2008

On behalf of The World Association of Technology Teachers

W.A.T.T.



World Association of Technology Teachers


The 'Symbols Exercise' can be printed and used by teachers and students. It is recommended that you view the website section 'Graphics' (www.technologystudent.com) before attempting the design sheet.

THESE MATERIALS CAN BE PRINTED AND USED BY TEACHERS AND STUDENTS.
THEY MUST NOT BE EDITED IN ANY WAY OR PLACED ON ANY OTHER MEDIA INCLUDING WEB SITES AND INTRANETS.
NOT FOR COMMERCIAL USE.
THIS WORK IS PROTECTED BY COPYRIGHT LAW.
IT IS ILLEGAL TO DISPLAY THIS WORK ON ANY WEBSITE/MEDIA STORAGE OTHER THAN www.technologystudent.com


ECO-FRIENDLY SYMBOLS

V.Ryan © 2008 World Association of Technology Teachers



Look closely at existing symbols that reflect protecting the environment. Then design two rough versions of a suitable symbol for an eco-friendly shop. Add notes that explain each design.



NOTES



NOTES




FAIR TRADE



ECO-FRIENDLY SYMBOLS

V.Ryan © 2008 World Association of Technology Teachers

Select your best design or combine the best features of each rough design and draw a coloured rendered version below.



Why do you consider this as your best design?

Explain your choice of colour scheme?

How could it be improved?
