

ELECTRONICS - BASICS

V.Ryan © 2000 - 2008

On behalf of The World Association of Technology Teachers

W.A.T.T.




World Association of Technology Teachers

This exercise can be printed and used by teachers and students. It is recommended that you view the website (www.technologystudent.com) before attempting the design sheet .

THESE MATERIALS CAN BE PRINTED AND USED BY TEACHERS AND STUDENTS.
THEY MUST NOT BE EDITED IN ANY WAY OR PLACED ON ANY OTHER MEDIA INCLUDING WEB SITES AND INTRANETS.
NOT FOR COMMERCIAL USE.
THIS WORK IS PROTECTED BY COPYRIGHT LAW.
IT IS ILLEGAL TO DISPLAY THIS WORK ON ANY WEBSITE/MEDIA STORAGE OTHER THAN www.technologystudent.com

ELECTRONICS - BASICS


V.Ryan © 2009 World Association of Technology Teachers



The battery shown opposite is normally of a particular voltage. What is it?

In the space below draw the symbol for a single cell battery.

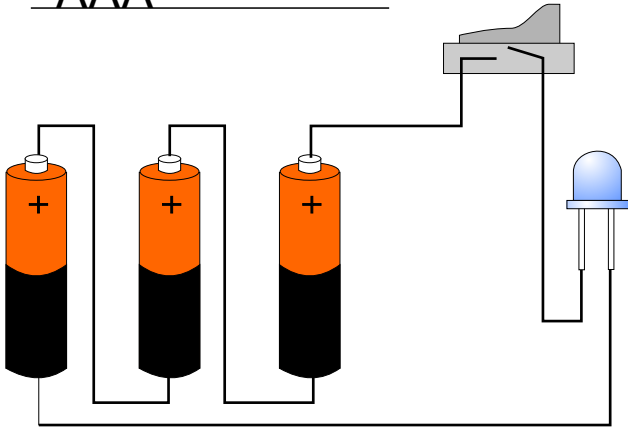
VOLTAGE = _____



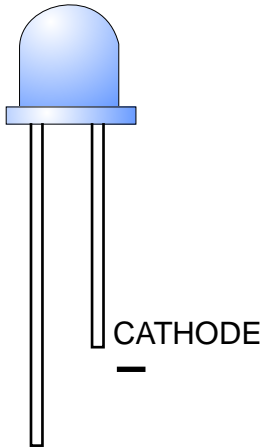
The batteries shown opposite are rated according to overall size. The small battery is generally known as AAA. Underneath the second battery print its size in terms of 'A's.

A battery inevitably needs replacing when its store of electricity is exhausted. What type of battery can be used again and again.

AAA



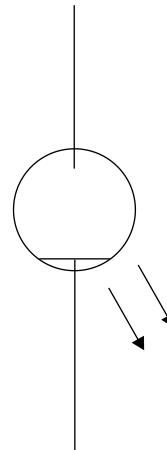
The circuit opposite is composed of three 1.5 volt batteries. When the switch is pushed to 'on' what is likely to happen to the LED?



The LED shown opposite has one leg called a cathode (negative).

What is the opposite leg called?

Is this leg positive or negative?



Complete the symbol of an LED.

What is the full name of an LED?

L _____ E _____ D _____

What is normally the role of a resistor in an LED circuit?

